

Essential Banner - Straight 1500mm

FMLT-ESS-S-1500

Formulate™ Essential banner displays feature basic tubular frames coupled with pillowcase fabric graphics. The economy tube frames come with a one year limited warranty. Simply pull the graphic over the frame.



features and benefits:

- Straight aluminum tube frame
- Easy to store and ship
- Quick to set up
- Pillowcase fabric graphic
- Carry bag included
- Bungee cords for easy assembly
- One year limited hardware warranty against manufacturer defects

dimensions:

Hardware	Graphic
Assembled unit: 61.81" w x 92" h x 17.72" d 1570mm(w) x 2337mm(h) x 450mm(d) Approximate weight with cases: 16 lbs / 7.3 kg	Refer to related graphic template for more information. Visit: www.exhibitors-handbook.com/graphic-templates
Shipping 1 carry bag Shipping dimensions (box): 58" l x 13" w x 13" h 1473mm(l) x 330mm(w) x 330mm(h) Approximate total shipping weight (includes carry bag and graphics): 22 lbs / 10 kgs	
<p>additional information:</p> <p>Graphic material: dye-sublimated slip-over graphics</p>	

We are continually improving and modifying our product range and reserve the right to vary the specifications without prior notice. All dimensions and weights quoted are approximate and we accept no responsibility for variance. E&OE. See Graphic Templates for graphic bleed specifications.

Included In Your Kit

Hardware



6MM HEX KEY x1



LN114-S2-450 x2



LN114-SCRW x2
(included with
Bungee Assembly)

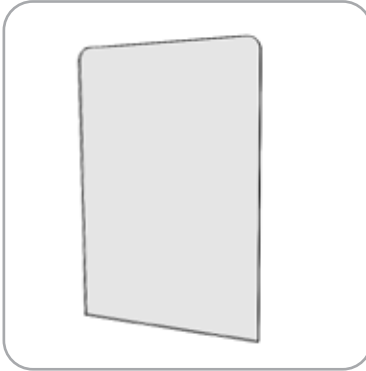


ESS-SPREADER-LS-1500-S x2



Bungee Assembly x1

Graphics



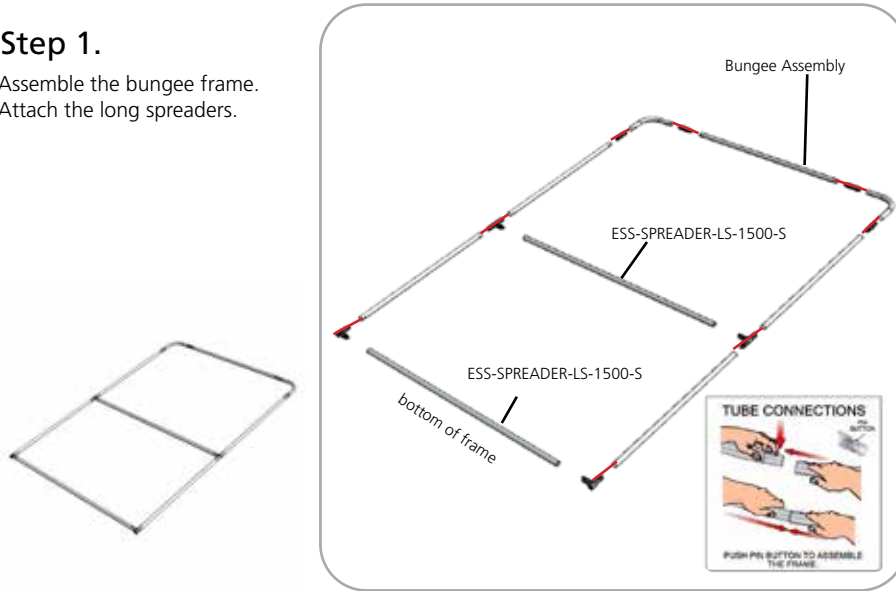
FMLT-ESS-S-1500-G x1

Kit Assembly

Step by Step

Step 1.

Assemble the bungee frame.
Attach the long spreaders.



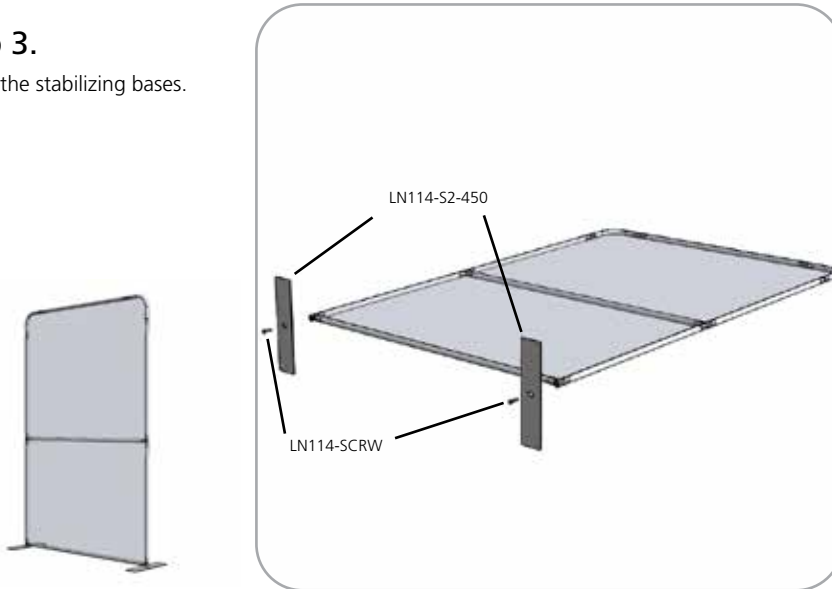
Step 2.

Slip the graphic over the frame.



Step 3.

Attach the stabilizing bases.



Step 4.

Setup is complete.

